

Übungsaufgaben = Fach Englisch Klasse 6b  
vom 16.3. - 03.4.

- alle Vokabeln Unit 2 und Unit 3  
abschreiben und üben (S. 184 - 192)

- Wiederholung Grammatik Relativsätze  
Lb. S. 50 } lesen  
S. 165 }

Übung: S. 51 / 4  
wb. S. 31 / 8-9

- Scanning a text S. 149  
+ Übung S. 53 / a, b, c  
wb. S. 33 / 13

- Text: S. 54 On the way to Radford Park  
• lesen

Übung: S. 54 / 2 a, b

- Study poster S. 147 lesen  
S. 56 lesen / verstehen

Gestalte ein Lernposter (F3) mithilfe des  
Grammatikteils im Buch. Mögliche Themen:  
GF1; GF2; GF4; GF5; GF6, GF7  
(Lehrbuch ab Seite 157)

### 1. Who is the tallest?

Who is the tallest in your class? Who is the shortest?

Now talk about yourself and your family:

*tall, short, young, old, long, big, loud, nice, best, worst...*

My ... is the ...*est* in our family.  
 has the ...*est* (hair/feet/voice ...).  
 is the *best/worst* at (sports/drawing ...).  
 is the *best/worst* (swimmer/runner/singer).

★  
 good – *the best*  
 bad – *the worst*

★  
 the      oldest  
          biggest  
          hottest  
          nicest

### 2. How much do you know?

What could you tell a tourist about your country? (the biggest city? the longest river? the nicest places?)

What do you know about these places? Use the *-est*.

1. Death Valley is ..... place in the world.
2. Siberia is one of ..... places in the world.
3. Mexico City is one of ..... places in the world.
4. The Himalayas are ..... mountains in the world.
5. The Nile is ..... river in the world.
6. The cheetah is ..... animal in the world.

### 3. Do you know?

*-er than, the -est?*

1. *high:* Eiffel Tower – tower of Pisa – Empire State Building  
 The Eiffel Tower is ..... the tower of Pisa.  
 The Empire State Building is .....

2. *old:* Sphinx – Parthenon – White House  
 The Sphinx is ..... The Parthenon is .....  
 ..... the White House.

3. *good, bad* Steve is ..... Peter at maths.  
 But Peter is ..... Steve at English.  
 Ann is ..... at maths.  
 But she is ..... Peter at English.  
 Peter is ..... at maths.

	Maths	English
Steve	42%	37%
Peter	29%	75%
Ann	60%	55%

### 1. Places



Bonn

- exciting
- dangerous
- beautiful
- modern
- international
- important
- expensive



New York

What do you think about these two cities?

... *is more interesting than* ...

Compare some other places (London, Berlin, my village ...)

★  
längere Adjektive

<i>more</i>	interesting exciting modern	<i>than</i>
-------------	-----------------------------------	-------------

1. .... is more ..... than .....
2. ....
3. ....

### 2. What's more difficult?

What's more difficult, skiing or snowboarding?

Snowboarding, I think.

I think skiing's just as difficult as snowboarding.

Ask your partner questions like this. First you ask all the questions, then your partner asks you.

- What's
- more difficult – standing on your head or speaking English?/geography or history?/...?
  - more difficult to eat – spaghetti or a hamburger with ketchup?
  - more interesting – buying clothes or buying DVDs?
  - more important to you – pop music or sport?
  - more important – giving presents to people or helping people?
  - more exciting – a circus or a horror film?
  - more dangerous – going by car or travelling by plane?
  - more popular – tennis or football?

What do you think?

1. .... is more ..... than .....
2. ....
3. ....

### 2. When's your birthday?



When's your birthday, Danny?  
**On Aug 25.**  
 So you're Virgo. You never want to do anything new. Is that right?  
**No, that's rubbish.**  
 And you often stay at home.  
**Well, I sometimes stay at home, but not often.**



And you? What sort of person are you?

I (always/sometimes/often/never)

.....  
.....  
.....

And your friend, your sister or your brother?

My ..... (always/sometimes...)

.....  
.....  
.....

#### What I think about horoscopes

I always/sometimes/often/never read .../I (don't) think/(don't) believe in them/because .../

My horoscope says ..., but .../(not true/...

.....  
.....

### 3. Translate these sentences

a) Aquarians *always have* a lot of friends.

Wassermänner .....

b) Pisces people *never work* very hard.

Fische .....



Im **Englischen** stehen *always, sometimes, often, never* ..... (vor, hinter) Vollverben wie *have, work*.

Die entsprechenden **deutschen** Wörter stehen dagegen ..... (vor, hinter) dem Vollverb.

Suche weitere Beispiele aus den Horoskopen: (*always ...*) + **Vollverb**:

.....

c) Aquarians *are always* happy.....

d) Pisces people *are never* unhappy.....



Im **Englischen wie im Deutschen** stehen solche Wörter (*always...*) ..... (vor, hinter) dem Hilfsverb *be/sein*.

Suche weitere Beispiele aus den Horoskopen.

Englisch Klasse 6b

Aufgaben vom 20-23.4.2020

Liebe Klasse 6b,

da seit dieser Woche eure neue Englischlehrerin bin, ihr mich aber noch gar nicht kennt, möchte ich mich hier erst einmal vorstellen.

My name is Mrs Robrahn, I have got two children (two boys, aged 6 and 10 years old). I love dancing, singing, listening to and making music, swimming and playing with my kids. We live in a little village near Wanzleben with a big garden and luckily a lot of space to run around.

I hope, you all love English very much and you love listening to English songs. If you like, you could send me a translation of your favourite song (per email) and tell me ( in English) why you like this song and this musician.

I am looking forward to seeing you very soon at school but until then, keep smiling and try to listen to, speak or read English as much as possible.









Your new English teacher








Mrs Robrahn

Und damit ihr mich auch wirklich alle versteht, hier noch die Arbeitsanweisungen:

Bitte druckt euch die vocabulary action sheets (PDF Datei) aus und versucht sie soweit wie möglich ohne Buch auszufüllen. Sie sollen euch helfen, die Vokabeln der Unit 3 zu wiederholen und zu üben. Bitte versucht die beiden Blätter bis spätestens 23.4.2020 zu lösen (das ist Zeit genug), denn im Laufe des Tages des 23.4.2020 werde ich euch die Lösungen zum Vergleichen schicken. Viel Spaß dabei.

Bitte vergesst nicht die Bücher für die Woche ab 27.4.20 zu bestellen, denn dann beginnt das große Lesen des ersten Buches auf Englisch. (Eure Eltern sollten eine Information von Frau Dreher dazu erhalten haben.

	In town	Verbs	Which way?	The fourth word	Pictures	Context
<b>1</b>	Maya is not at home. She is <u>o</u> <u>a</u> _____ <u>a</u> _____ in Plymouth.	H _____ Y _____ g _____ a cat? – No, I haven't.	Excuse me, can you t _____ w _____ to the museum?	(to) go out – (to) come home before – <u>a</u> _____		E _____ which bus goes to the station, please?
<b>2</b>	I want to send this letter. Where is the p _____ o _____?	Can you help me with my computer? – No, sorry. I don't k _____ a _____ computers.	First, you have to t _____ l _____.	day – night (to) open – (to) c _____		s _____, I don't know. I'm not from here.
<b>3</b>	You don't have to read every word – just s _____ the text.	You don't have to read every word – just s _____ the text.	Then walk s _____ o _____.	(to) die – dead (to) break – <u>b</u> _____		I have to buy a new s _____ of pens.
<b>4</b>	This new film could w _____ the actor a star!	This new film could w _____ the actor a star!	Walk <u>p</u> _____ the station and turn left again.	1,000 – kilo 1 – <u>g</u> _____		Do they give you free p _____ bags for your shopping?
<b>5</b>	Master Wu has to f _____ another kung fu master.	Master Wu has to f _____ another kung fu master.	It's <u>o</u> _____ t _____ c _____ Church Road and Princess Street.	left – right down there – <u>u</u> _____ h _____		Do you know the story of Aladdin and his <u>w</u> _____ lamp?
<b>6</b>	You are not allowed to go by car into a p _____ z _____.	Let's <u>h</u> _____ the poster on your bedroom wall.	There is a post office o _____ the museum.	long – the longest far – the <u>f</u> _____		Have you got a dog? – Yes, I _____.
<b>7</b>	London is not a town. It's a big c _____.	Use the colour red to <u>h</u> _____ important words.	How can we c _____ the river? Is there a ferry?	good – bad regular – i _____		I missed the bus. T _____ I was late.
<b>8</b>	Tourists often buy s _____ s _____.	You can also <u>u</u> _____ a word to show that it is important.	Yes, the ferry is down there, <u>o</u> _____ t _____ r _____.	slow – slowly good – <u>w</u> _____		We aren't home yet. We still have to go a bit <u>f</u> _____.

	Shopping	Pictures	Prepositions	Verbs	Definitions	German/English
1	Hurry up! The shops _____ at 6 pm today. c _____		Everybody liked the trip – thanks _____ the good weather.	Don't w _____ about your daughter – she's OK.	(to) speak in a very quiet voice: (to) w _____	Ich sah nach links. I / _____ / _____.
2	I like this shop. The _____ s are always friendly. d _____ s		The water was _____ to Sam's waist, and he couldn't move.	You broke your leg? How did that _____?	a person who goes to see a place or another person: v _____	jn. nach dem Weg fragen (to) d _____ sb. t _____ w _____
3	How much does this felt pen _____? c _____ ? – It's £1.99.		From the tower you get a great view _____ the city.	What does he look like? Can you _____ him to me?	a drink that you make from fruit or vegetables: i _____	gleich nachdem; kurz nachdem i _____ a _____
4	You gave me £5, so here's your _____ c _____, £3.01		Wait, I can describe the way _____ you.	Be careful with that knife – don't c _____ yourself!	something that you talk, write or learn about: t _____	als, während a _____
5	Let's get some flowers from the flower _____ c _____ d _____		Do young people worry _____ their future?	It got a bit cold when the sun _____ behind a cloud.	a first text or picture, but it's not yet finished: d _____	genau in dem Moment; gerade dann i _____ t _____
6	And we need a _____ of cornflakes. p _____ of		Our teacher often speaks _____ a loud voice.	H _____ up! The film starts in ten minutes!	you shout it when you stop filming a scene: c _____!	ein braver Junge a g _____ boy
7	Oh yes! And a _____ of soup. t _____ of soup.		I live _____ the corner of Church Street and Castle Street.	Oh Tom, you're really nice! Let me _____ you!	a very big town: c _____	der/die/das einzige ...; die einzigen ... t _____ o _____ ...
8			What happened _____ your jeans? They're wet!	Sam fell into the water. He couldn't swim, so we had to _____ him!	the top part of a house: r _____	verantwortlich r _____

Liebe Schülerinnen und Schüler der Klasse 6b und 6c,

da unsere Homeschooling-Phase verlängert wurde, wollen wir nun damit beginnen, unser Büchlein „Finding Philo“ zu lesen.

Keine Angst! Die vielen Bilder im Buch helfen dir dabei, die Geschichte gut zu verstehen. Außerdem sind auch das Vokabelverzeichnis und unser Lehrbuch gute Hilfen.

**Falls eure Eltern es nicht schon getan haben:**

VOR DEM LESEN nimmt bitte jeder Schüler Klebestreifen zur Hand und klebt die letzten beiden Seiten des Buches zusammen, so dass die Lösungen sicher verdeckt sind. (1cm - oben, 1cm – unten, 1cm – rechts = fertig!)

Nun lies die Geschichte *Chapter by Chapter* (Kapitel für Kapitel). Nimm dir genügend Zeit zum Lesen und für das Beantworten der Aufgaben. Nutze für jedes Chapter ein neues Blatt und gestalte einen Lesehefter. Schreibe alle Sätze/ Tabellen...ab und beantworte alle Fragen im Satz. Arbeite sauber und ordentlich.

Woche: 27.4.-30.04.2020

1. Tag: Chapter 1 lesen & Aufgaben S. 28
2. Tag: Chapter 2 lesen & Aufgaben S. 29
3. Tag: Chapter 3 lesen & Aufgaben S. 30

Woche: 04.5.-08.05.2020

1. Tag: Chapter 4 lesen & Aufgaben S. 31
2. Tag: Chapter 5 lesen & Aufgaben S. 32 (Hilfe zum past progressive: LB S. 173)
3. Tag: Chapter 6 lesen & Aufgaben S. 33

Woche: 11.5.-15.5.2020

1. Tag: Chapter 7 lesen & Aufgaben S. 34
2. Tag: Chapter 8 lesen & Aufgaben S. 35
3. Tag: Gestalte ein passendes Deckblatt für deinen Hefter. Finde dein *favourite chapter* und kennzeichne es auf dem entsprechenden Blatt. Schreibe dazu ein kurze englische Zusammenfassung (*summary*) im *simple present* (who?, when?, where?, what?, why?, how?)und ...

NEIN: hier hören wir erstmal auf. Ich habe natürlich noch mehr Aufgaben, aber ich denke, die heben wir uns noch etwas auf. Fortsetzung folgt bestimmt!!! Und die Bücher bleiben zugeklebt!!!

Ich wünsche euch beim Lesen viel Spaß. Ach ja, einen JOKER hat jeder. Ihr dürft eine Aufgabe rauslassen, die euch nicht gefällt. (Bitte als JOKER auf dem Chapter-Blatt kennzeichnen!) Aber alle anderen werden versucht zu lösen.

Liebe Grüße und bleibt alle schön gesund!  
Eure Englischlehrer