

Übungsaufgaben: Fach Englisch Klasse 5

(vom 16.03. - 03.04.2020)

- alle Vokabeln Unit 3 abschreiben und üben

(LB S. 189 - 195)

- Text S. 68 | 1 lesen (LB)

↳ S. 68 2	picture	lines (Zeilenangabe)
	1	
	2	
	3	
	4	

- Background file S. 69 lesen (LB)

+ WB S. 42 | 15

- Übung zur Mediation: LB S. 155 lesen (SF 10)

LB S. 70 | 1 Fragen schriftlich
beantworten

WB S. 43 | 17 - 11 -

- WB S. 43 | 16

- LB S. 72 | Text "The captain's ghost" lesen (üben)

↳ S. 73 1	part	title
	1	
	2	
	3	
	4	
	5	

↳ S. 73 | 3a ⇒ Film poster (A4) zeichnen

↳ WB S. 45 | 21

- weitere Übungsaufgaben:

WB S. 46 | 2, 3

WB S. 48 | 1, 3

WB S. 49 | 4

LB S. 76-79 | Text lesen

← →

Your E-Mails

Problems with other people? Maybe I can help.

Dear Alison,
I have a problem with my brothers. They don't help with the cleaning at home. So I have to do it.
Barbara

I'm worried about my sister. She doesn't eat fruit and she doesn't do sports. It's not very good for her.
Sue


My parents don't know my friends, but they don't like them.
John

My friend doesn't listen to me.
Jenny

My friend takes my DVDs. But he doesn't bring them back.
Steve

My little brother doesn't have any hobbies. He only watches TV all the time. I'm worried about him.
Tony

My parents don't like my clothes.
Andrew



My friend uses my things. But she doesn't ask me first.
Helen

My sister doesn't feed our hamster. And she doesn't clean its cage. It's always me.
Frank

My friend's hair looks awful. But I don't want to tell her.
Maria

★

I/You/We/They	don't help with the cleaning.	don't = do not
He/She/It (the cat)	doesn't eat fruit.	doesn't = does not

1. Who has a problem with ...?

brothers or sisters	parents	friends
.....
.....
.....
.....

2. What are their problems?

Brothers or sisters:

Barbara's brothers home.

Tony's hobbies.

Sue's

..... cage.
 Frank's

Parents:

Andrew's

John's

Friends:

Helen's friend But

Jenny's

Steve's

Maria's friend's hair But Maria

3. And you? Have you any problems with people?

Write two down:

★
 My doesn't
 My don't

























1.
2.

4. Which of these things don't you do? And your friend?

➔

collect stickers/ ...	listen to	want to
drink tea/ ...	play the piano/ ...	watch much TV
eat burgers/ ...	play football/ ...	watch horror films
go to pop concerts	read comics/thrillers	watch programmes about
have a pet/computer/...	read books about	write letters

1. I don't collect My friend doesn't collect
2. He/She
3.
4.
5.

Rooms	Prepositions	Pictures	Definitions	German/English	Food and drink	The fourth word
	We have school at 4 o'clock.		Fish live in it. w	vielleicht M		he - his it -
	What's at lunch?		You can tell it. a s	nur, bloß O		cake - eat tea -
	Come to the kitchen.		People wear them. c	off O		two - people one -
	There's music on the radio.		A kid plays with it. a t	natürlich, selbstverständlich O		he - him she -
	Let's go for a walk.		People do it at night. (to) s	(hier) in der Nähe N		book - read TV -
	The table is in the middle of the room.		divorced, or not married s	plötzlich, auf einmal s		sport - do tea - M
	Can you jump over the table?		(to) give animals food (to) f	Warum? W		he - him we -
	What do you do on the weekend?		You put it on a cake. c	einer Freundin eine SMS schicken (to) t		bed - sleep chair -

1

2

3














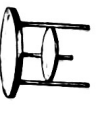


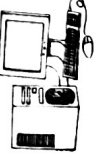




4


















5


























6

7

8

Things in a house	Opposites (◀ ▶)	What we eat	Families	German/English	Pictures	Context
	upstairs -	in the morning: b	my dad's brother my	rennen, laufen (to)		I have a birthday p for you.
	big -	in the evening: d	His father is my dad's brother. my	denken, glauben (to)		What w you like? - Tea, please.
	(to) fall asleep - (to)		my mum's mother my	(mit)nehmen, (weg)bringen (to)		There's n school on Sundays.
	before -		my dad's sister my	aussehen (to)		Don't come in - go d !
	he has time - he		Lewis and Lloyd are t	segeln gehen (to)		Let's go d into the living room.
	always -		My parents are d	springen (to)		Would you like a c of tea?
	hot -		Karen and Sam are m	erzählen (to)		Oh, no! Now we're in t !
	(to) forget a name - (to) a name	after lunch or dinner: d	Bill's grand- father is d	schreien, rufen (to)		I think t we're finished.

What people do	Context	Pictures	Definitions	Activities (s) We do ...	The fourth word	Adjectives	German/English
1  _____	Here's s _____ milk for the cat.		a short and very funny story: i _____		hobby – hobbies life – _____	She's _____.	Wie geht's? H _____?
2 t _____ the music	What's your hobby? – I c _____ comics.		not too often: s _____		yes – no (to) start – (to) s _____	Can I have some water? I'm t _____.	Mittagszeit _____
3 e _____ a film on the computer	This is my dog. He's c _____ Skipper.		(to) like something very much: (to) l _____ something		John Taylor – name 14 New Street –	It's the best. It's p _____.	Es geht um Emily. l _____ Emily.
4 g _____ cold	Sorry, but I don't u _____ German.		the sound of talking or singing: v _____		thirsty – (to) drink – (to) sleep	He's _____.	Wie ist sie so? w _____?
5 _____ their bikes	Let's take our PE k _____ and go to the gym.		You can watch it on TV. p _____		in – the afternoon _____ – Saturday afternoon	There's a ghost in the house! – That's s _____!	Freunde finden (to) M _____
6 w _____	T _____ a scone. They're really yummy.		12 o'clock pm: w _____		(to) sing – singer (to) travel –	His clothes are w _____.	normalerweise, gewöhnlich _____
7 g _____ vegetables on farms	She lives in a nice a _____ of this town.		how old you are: your a _____		people – (to) talk dogs – (to) _____	Can we meet at two o'clock? Are you f _____?	Wie gefällt es dir? HOW _____? l _____?
8 _____ windows	I have an i _____! Let's go skating.		a very young person: c _____		afternoon – pm morning –	The film is b _____.	Ich auch. M _____.

Activities (2) We play ...	Opposites (↔)	What we do	Activities (3) We go ...	German/English	Pictures	Context	The fourth word
1 	loud - q _____	 _____ music		sich etwas vorstellen (to) _____ something		Tell me more - I need more i _____	someone - somebody everyone -
2 the 	old - y _____	s _____ emails to our friends		Na los, Dad! c _____, Dad!		The club meets f _____ 2 pm - 4 pm.	address - (to) visit phone number - (to) _____
3 	(to) start work - (to) f _____ work	h _____ voices		Hör zu, Justin. Justin.		Hurry up! We h _____ go now!	man - men child -
4 the 	in front of - b _____	i _____ a club		Finde jemanden, der ... Find _____ ...		Are you r _____ ? Can we go?	€ - euro £ - _____
5 	all about me - h _____ about me	v _____ our friends in other towns		Spaß haben (to) _____		You can't swim here. The water is t _____ cold.	on - Monday _____ - 2011
6 the 	outside -	s _____ good food		Was ist denn? What's _____ ?		The potatoes smell OK, but they t _____ really funny.	31 students - all of our class 12 students - p _____ of our class
7 	do it now - do it / _____	a _____ our friends to help us		sich umdrehen (to) t _____		I'm really tired. - Well, you work too m _____	activity - activities diary -
8 an 	into the house - the house	g _____ the answer		Ach, du bist es. Oh, _____		I want to s _____ my camera because I need money.	question - why? answer -

Liebe Schülerinnen und Schüler der Klasse 5b, 5c und 5d,

da unsere Homeschooling-Phase verlängert wurde, wollen wir nun damit beginnen, unser Büchlein „The visitors“ zu lesen.

Keine Angst! Die vielen Bilder im Buch helfen dir dabei, die Geschichte gut zu verstehen. Außerdem sind auch das Vokabelverzeichnis und unser Lehrbuch gute Hilfen.

Falls eure Eltern es nicht schon getan haben:

VOR DEM LESEN nimmt bitte jeder Schüler Klebestreifen zur Hand und klebt die letzten beiden Seiten des Buches zusammen, so dass die Lösungen sicher verdeckt sind. (1cm - oben, 1cm – unten, 1cm – rechts = fertig!)

Nun lies die Geschichte Chapter by Chapter (Kapitel für Kapitel). Nimm dir genügend Zeit zum Lesen und für das Beantworten der Aufgaben. Nutze für jedes Chapter ein neues Blatt und gestalte einen Lesehefter. Schreibe alle Sätze/ Tabellen...ab und beantworte alle Fragen im Satz. Arbeite sauber und ordentlich.

Woche: 27.4.-30.04.2020

1. Tag: Chapter 1 lesen & Aufgaben S. 32
2. Tag: Chapter 2 lesen & Aufgaben S. 33
3. Tag: Chapter 3 lesen & Aufgaben S. 33

Woche: 04.5.-08.05.2020

1. Tag: Chapter 4 lesen & Aufgaben S. 34
2. Tag: Chapter 5 lesen & Aufgaben S. 35/ 36
3. Tag: Chapter 6 lesen & Aufgaben S. 36

Woche: 11.5.-15.5.2020

1. Tag: Chapter 7 lesen & Aufgaben S. 37
2. Tag: Chapter 8 lesen & Aufgaben S. 37 (Aufgabe 3a & 3b lösen)
3. Tag: Gestalte ein passendes Deckblatt für deinen Hefter. Finde dein favourite chapter und kennzeichne es auf dem entsprechenden Blatt. Schreibe dazu ein kurze englische Zusammenfassung (summary) im simple present (who?, when?, where?, what?, why?, how?) und ...

NEIN: hier hören wir erstmal auf. Ich habe natürlich noch mehr Aufgaben, aber ich denke, die heben wir uns noch etwas auf. Fortsetzung folgt bestimmt!!! Und die Bücher bleiben zugeklebt!!!

Wir wünschen euch beim Lesen viel Spaß. Ach ja, einen JOKER hat jeder. Ihr dürft eine Aufgabe rauslassen, die euch nicht gefällt. (Bitte als JOKER auf dem Chapter-Blatt kennzeichnen!) Aber alle anderen werden versucht zu lösen.

Liebe Grüße und bleibt alle schön gesund!
Eure Englischlehrer